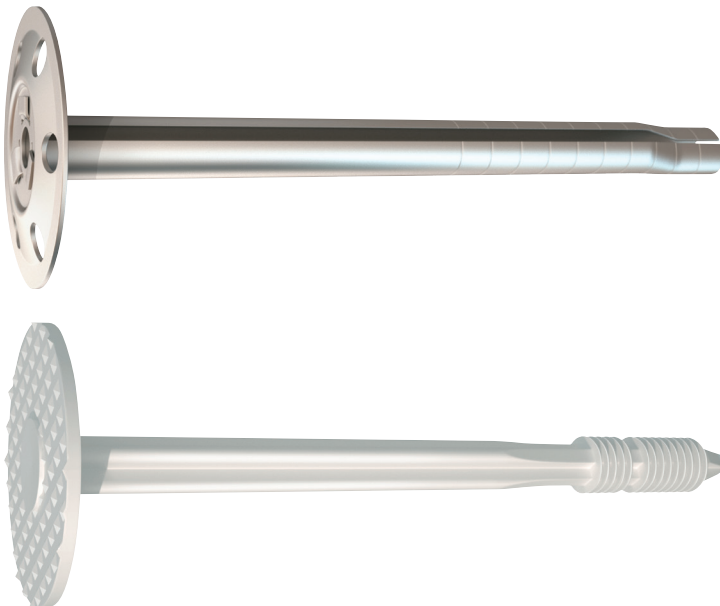


TECHNICAL INFORMATION FOR

INSULATION FIXINGS



TECHNICAL DATA SHEET




METAL INSULATION FIXINGS



- Designed to anchor insulation material to concrete and masonry substrate materials.

1 2 3 4 5
CLEAN, DRY & LOW HUMIDITY ENVIRONMENTS

ZINC



FEATURES



- All metal through fixing.
- Large diameter head.
- Minimum embedment depth marker.
- Disc only sold separately.
- To be used with 4.0 - 6.0mm screws.
- Designed to be used with screws for attaching insulation material to timber.

Product Code	Head Ø (mm)	Hole Size Ø (mm)	Bag Qty	Carton Qty (Bag)	Carton Qty
MID35	35	5.0	100	35	3,500

PRODUCT RANGE

ZINC

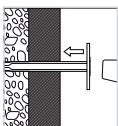
Product Code	Size Ø x L (mm)	Head Diameter (mm) HD	MFT (mm)	Bag Qty	Carton Qty (Bag)	Carton Qty	Pallet Qty (Bag)	Pallet Qty
MIF60	8 x 60	35	10	100	6	600	240	24,000
MIF90	8 x 90	35	40	100	4	400	160	16,000
MIF110	8 x 110	35	60	100	3	300	120	12,000
MIF140	8 x 140	35	90	100	3	300	120	12,000
MIF170	8 x 170	35	120	50	5	250	200	10,000
MIF200	8 x 200	35	150	50	4	200	160	8,000

INSTALLATION GUIDELINES



Drill required diameter hole.

Size Ø (mm)	M8
Drill Hole Ø (mm)	8



Hammer fixing through insulation.

TECHNICAL DATA

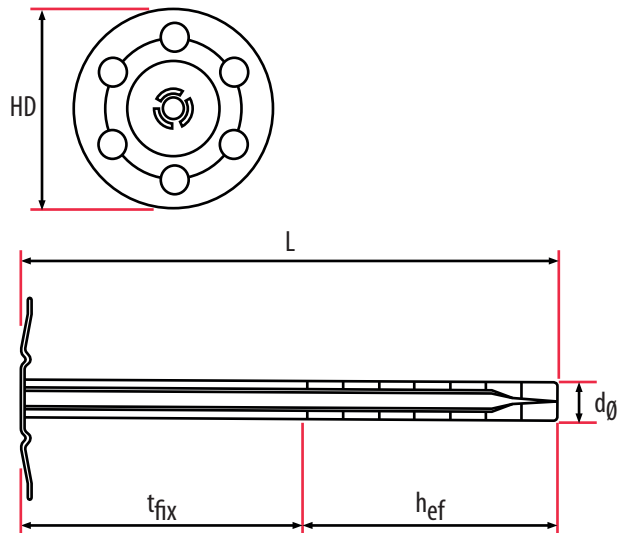


Substrate	Concrete ≥ 25N/mm ²
Type	Metal
Drill Hole Ø (mm) d _o	8
Min Embedment Depth (mm) h _{ef}	50
Min Drill Hole Depth (mm) h _o	60
Rec. Tensile Load (kN)	0.20
Max Rec. Load (kg)	20

INSTALLATION DATA

Product Code	Size Ø x L (mm)	Min. Embedment Depth (mm) h _{ef}	Max. Fixture Thickness (mm) t _{fix}	Min. Drill Hole Depth (mm) h _o
MIF60	8 x 60	50	10	60
MIF90	8 x 90	50	40	60
MIF110	8 x 110	50	60	60
MIF140	8 x 140	50	90	60
MIF170	8 x 170	50	120	60
MIF200	8 x 200	50	150	60

*all figures stated are approximate and for reference only.




Ø x L	Diameter x Length
HD	Head / Disc Diameter
h _{ef}	Min. Embedment Depth

t _{fix}	Max. Fixture Thickness
d _o	Min. Drill Hole Depth

PLASTIC INSULATION FIXINGS



- Designed to anchor insulation material to concrete and masonry substrate materials. One piece impact resistant copolymer.



CONCRETE STONE BRICK BLOCK

FEATURES



- Large diameter head.
- Minimum embedment depth marker.

PRODUCT RANGE

Product Code	Size Ø x L (mm)	Head Diameter (mm) HD	Board Thickness (mm)	Bag Qty	Carton Qty (Bag)	Carton Qty
PIF50	8 x 50	35	10	100	10	1,000
PIF70	8 x 70	35	30	100	10	1,000
PIF90	8 x 90	35	50	100	8	800
PIF110	8 x 110	35	70	100	8	800
PIF130	8 x 130	35	90	100	8	800

INSTALLATION DATA

Product Code	Size Ø x L (mm)	Min. Embedment Depth (mm) h_{ef}	Max. Fixture Thickness (mm) t_{fix}	Min. Drill Hole Depth (mm) h_{ϕ}
PIF50	8 x 50	40	10	50
PIF70	8 x 70	40	30	50
PIF90	8 x 90	40	50	50
PIF110	8 x 110	40	70	50
PIF130	8 x 130	40	90	50

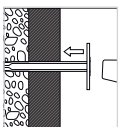
*all figures stated are approximate and for reference only.

INSTALLATION GUIDELINES



Drill required diameter hole.

Size Ø (mm)	M8
Drill Hole Ø (mm)	8

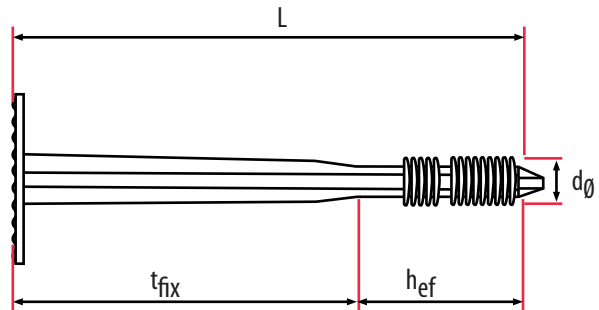
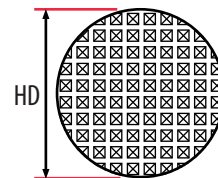


Hammer fixing through insulation.

TECHNICAL DATA



Substrate	Concrete $\geq 25N/mm^2$
Type	Plastic
Drill Hole Ø (mm) d_{ϕ}	8
Min Embedment Depth (mm) h_{ef}	40
Min Drill Hole Depth (mm) h_{ϕ}	50
Rec. Tensile Load (kN)	0.15
Max Rec. Load (kg)	15



Ø x L	Diameter x Length
HD	Head / Disc Diameter
h_{ef}	Min. Embedment Depth

t_{fix}	Max. Fixture Thickness
d_{ϕ}	Min. Drill Hole Depth